













Iris Cameo

22" X 31"

Supply List: Fabric

	Pale Orange for petals; two 10" squares
	Deep orange for petals; one 10" square
	Orange for petals and piping; ¼ yard
	Pale Brown, 2 scraps
	Deep brown for background; 3-4 fat quarters
	Golden brown; 2 fat quarters
	Facing and backing; ⅔ yard each
	Dark green for background; 2 fat quarters
	Leaf green; 1 fat quarter
	Stem green; one fat quarter
	Leaf green two 10" squares
	Black piping; ¼ yard

Supply List: Notions

- Scissors for paper and for fabric
- Pencil and pen
- Iron and pad
- Scotch® tape
- Thread
- 1 sheet copy paper and 4 large sheets tracing paper
- Scotch® Restickable glue stick
- School Glue
- Rotary cutter, mat and ruler
- Pins
- White chalk marker
- Batting; crib size 100% Bamboo or Soy blend
- Sewing machine and supplies



Whisper Color
by Laurel Anderson
whispercolor.com
laurel@whispercolor.com