
















Color Workshop

Supply List:

-  Scissors
-  2 glue sticks
-  Pen and pencil
-  1 item that contains colors used in a room in your home
-  1 item that reflects your national heritage
-  2 non-quilting magazines
-  Candy bar
-  Greeting card
-  Quilt pattern.

10" Fabric Squares:

-  10 different fabric squares in your favorite colors, solids, tone-on-tone or batiks, plus 2 very dark and 2 very light fabrics.
-  1 fabric square multi-colored print fabric
-  10 fabric squares of solid, tone-on-tone or single colored batiks to share (Make these wide variety of colors.)
-  Optional: A bag of fabric scraps (to increase the colors available to you)

Whisper Color
by Laurel Anderson
www.whispercolor.com
laurel@whispercolor.com