













# Iris Cameo

22" X 31"

## Supply List: Fabric

-  Pale Orange for petals; two 10" squares
-  Deep orange for petals; one 10" square
-  Orange for petals and piping; ¼ yard
-  Pale Brown, 2 scraps
-  Deep brown for background; 3-4 fat quarters
-  Golden brown; 2 fat quarters
-  Facing and backing; ⅔ yard each
-  Dark green for background; 2 fat quarters
-  Leaf green; 1 fat quarter
-  Stem green; one fat quarter
-  Leaf green two 10" squares
-  Black piping; ¼ yard

## Supply List: Notions

- Scissors for paper and for fabric
- Pencil and pen
- Iron and pad
- Scotch<sup>®</sup> tape
- Thread
- 1 sheet copy paper and 4 large sheets tracing paper
- Scotch<sup>®</sup> Restickable glue stick
- School Glue
- Rotary cutter, mat and ruler
- Pins
- White chalk marker
- Batting; crib size 100% Bamboo or Soy blend
- Sewing machine and supplies



 *Whisper Color*

**Whisper Color**  
by Laurel Anderson  
whispercolor.com  
laurel@whispercolor.com